








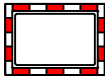



Položaj	Šifra	Stacionaža	Dimenzije	Vrsta folije	Skica	Višina od tal	Št. stebrov	Višina stebra	Št. znakov	Opomba
	2431 2433	2.870 DE	400x400 400x400	RA3 RA3		225			1 1	na drogu CR
	2431 2433	2.880 LE	400x400 400x400	RA3 RA3		225			1 1	na drogu CR
	2102	2.976 LE	ø600	RA3		225	1	350	1	
	3403-6- prestavlj	2.965 DE	1000x200			150	2	250	1	prestavlj iz km 3.005 LE
	2434- obstoječ	2.786 DE	1000x400			150	2	250	1	
	3403- obstoječ	3.005 LE	1000x200			225			1	na drogu CR
	III-105.A- obstoječ	3.000 DE	400x400			150	1	250	1	
	2102- obstoječ	3.080 DE	ø600			150	1	250	1	
	11201-1- obstoječ	3.081 DE	ø600			150	1	250	1	
	11201- obstoječ	3.160 DE	400x600			150	1	250	1	
	2102- obstoječ	3.277 LE	ø600			150	1	250	1	